

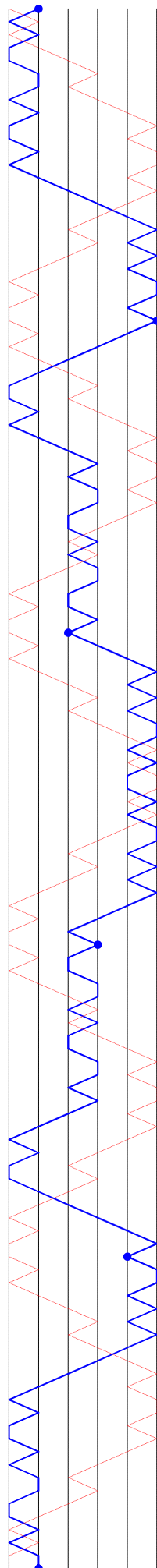
## From Cambridge to Primrose

### An example of converting a 2nds place method to a 6ths place method

Place bell at <u>the start of the lead</u>	Last bit of work in that lead before the lead end dodge	Anticipated work and place bell	Actual work at lead end (whilst the treble leads a whole pull) <i>i.e. hunt through the lead end</i>	Become <u>which place bell</u>	Next bit of work
<b>2</b>	Double dodge 5/6 up	<i>Dodge 5/6 down to become 6</i>	Hunt from 5ths place to 4ths place	<b>4</b>	3-4 places down
<b>3</b>	Double dodge 5/6 down	<i>Dodge 3/4 down to become 4</i>	Hunt from 3rds place to 2nds place <i>(like running in at a bob)</i>	<b>2</b>	Front work
<b>4</b>	Dodge and lead	<i>Dodge 5/6 up to become 5</i>	Make 6ths	<b>6</b>	Lead and dodge
<b>5</b>	Front work	<i>Make 2nds to become 2</i>	Hunt from 2nds place to 3rds place <i>(like running out at a bob)</i>	<b>3</b>	Back work
<b>6</b>	3/4 places up	<i>Dodge 3/4 up to become 3</i>	Hunt from 4ths place to 5ths place	<b>5</b>	Lie and double dodge

Diagrams of Cambridge and Primrose appear on the following pages.

# Cambridge Surprise Minor – 2nds place lead end



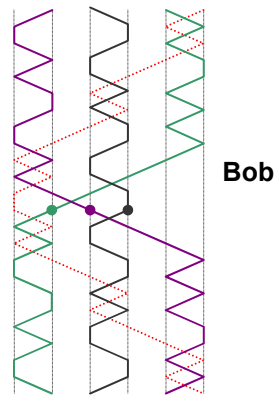
2

6

3

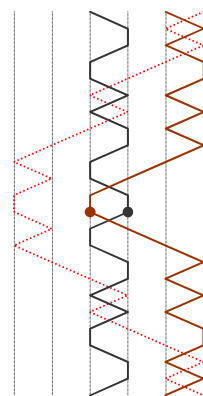
4

5



**Bob**

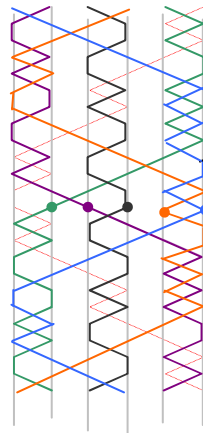
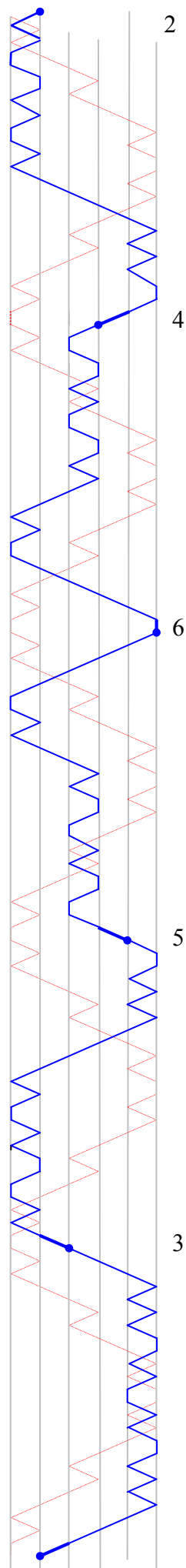
Run in and become 2nds place bell  
 Make the bob and become 4ths place bell.  
 Run out to become 3rds place bell.



**Single**

Make 3rds (from the back) and become 3rds place bell.  
 Make the bob to become 4ths place bell.

## Primrose Surprise Minor – 6ths place lead end



### Bob

The bob is exactly the same as in Cambridge

- Run in and become 2nds place bell
- Make the bob and become 4ths place bell.
- Run out to become 3rds place bell.
- Dodge to become 5ths place bell
- Dodge to become 6ths place bell

Primrose is composed of the same place bells as Cambridge.

They are rung in a different order.

When the treble leads a bell does not make 2nds but makes 6ths.

This means that all the bells have to hunt through the lead end and become a different place bell.