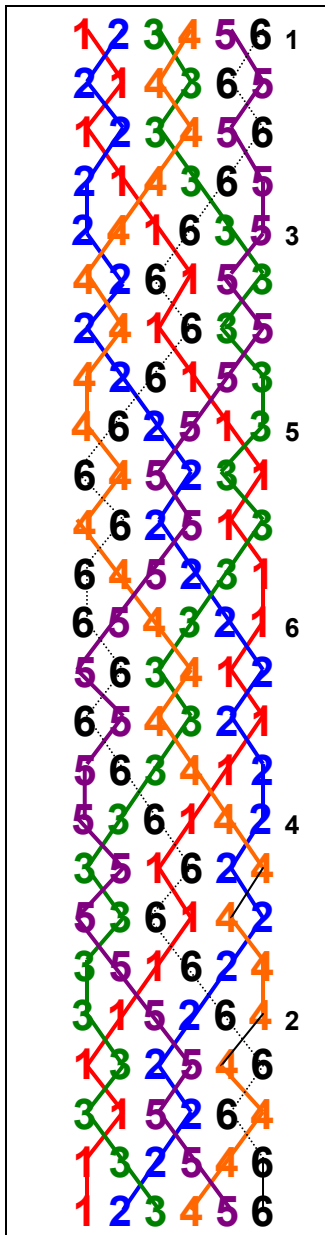


## Treble bob hunt



**Treble bob hunt is not a method.**

**It is an exercise to develop the skill of treble bobbing.**

*(It is false since every row gets rung twice.)*

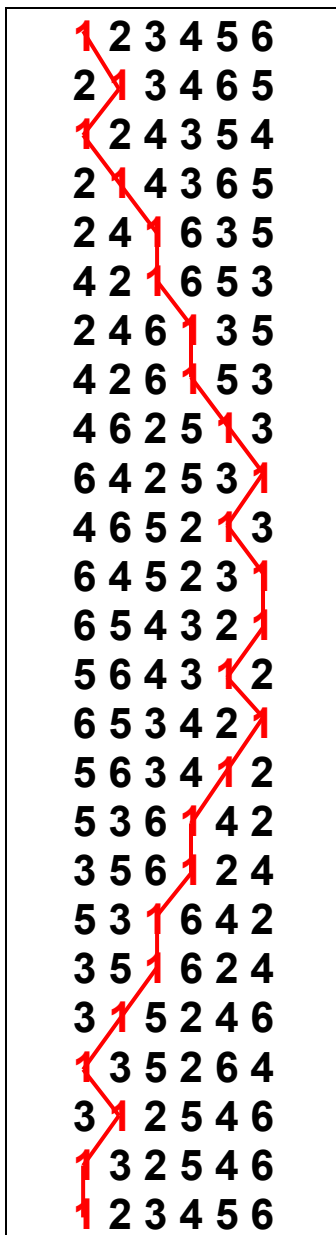
It is useful if there are several members of the band trying to learn the skill at the same time.

The ringers can move round the bells to gain experience from all the different starts.

The coursing order is plain hunt coursing order so the ropesight will be familiar.

When the band can ring this easily it provides the ringers with a sound basis for moving on to treble bob methods such as Kent.

## Forward Minor



Forward is a *principle*.  
All the bells ring the same work  
including the treble.

The work consists of treble bobbing in  
1/2 and 5/6.

Kent places up and down in 3/4.

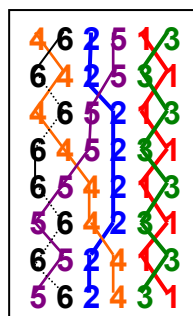
*The places are made back/hand.*

*The two blows in fourths are over the  
same bell.*

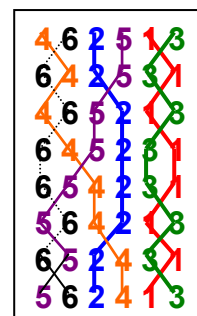
*It has plain hunt coursing order so the  
ropesight will be familiar.*

It provides a stepping stone to build up  
towards Kent Treble Bob Minor.

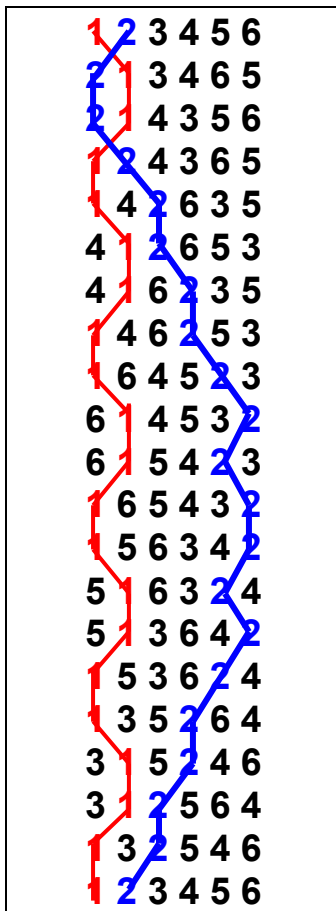
bob



single



## Kent Little Court Minor



**Kent Little Court is similar to Forward except that the treble only makes seconds and leads again.**

*This can be rung with a very inexperienced treble ringer and 5 ringers who want to practise Kent or Kent bobs.*

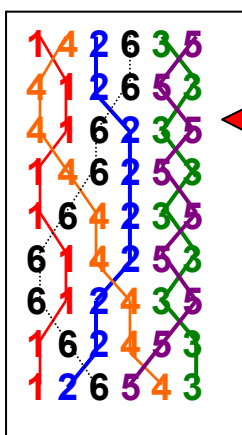
**The work consists of treble bobbing in 5/6, Kent places up and down in 3/4 and a plain lead in 1/2.**

*The places are made back/hand.*

*The two blows in fourths are over the same bell.*

**It provides a stepping stone to build up towards Kent Treble Bob Minor**

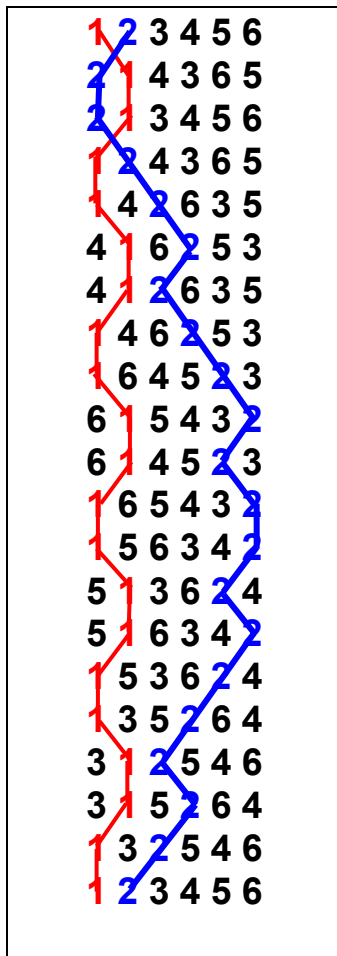
### Bob



**Bob  
back  
stroke**

**Calling any bell in or out three times will give three courses.**

## Bastow Little Bob Minor



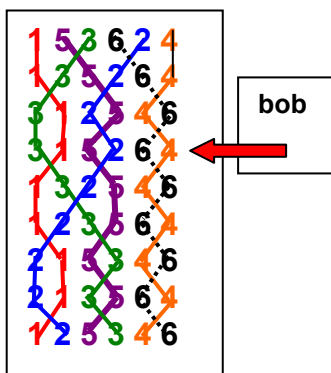
**The treble makes seconds and leads again.**

*This is good practice for a ringer to gain ropesight and to practise the changes of speed between leading and making seconds.*

**The work consists of treble bobbing (except in 1/2).**

*This helps improve dodging skills as the ringers don't have to think of where the dodges are and can just concentrate on the accuracy of the ringing.*

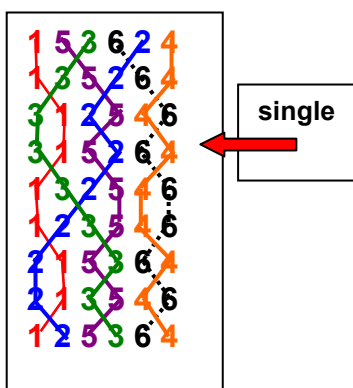
*This provides a good preparation for moving on to treble bob methods.*



### Touches

**The bob is a 4ths place bob as in Plain Bob.**

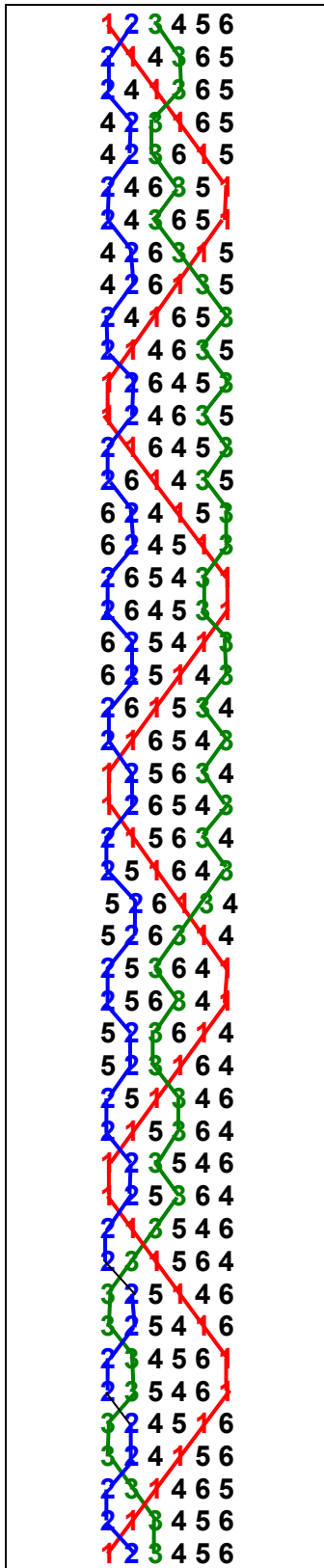
**The bells on the back do 2 extra dodges and then continue the way they were going.**



**For 120 call the tenor "In Out In" three times.**

**For 240 call a single in place of the last bob and repeat the whole thing.**

## Cottesmore Slow Course Minor



**Useful if the band meets short.**

**The treble plain hunts.**

**The 3/4/5/6 ring Double Oxford except on the front where they lead, make seconds and lead again.**

**The two just leads and makes seconds etc.**

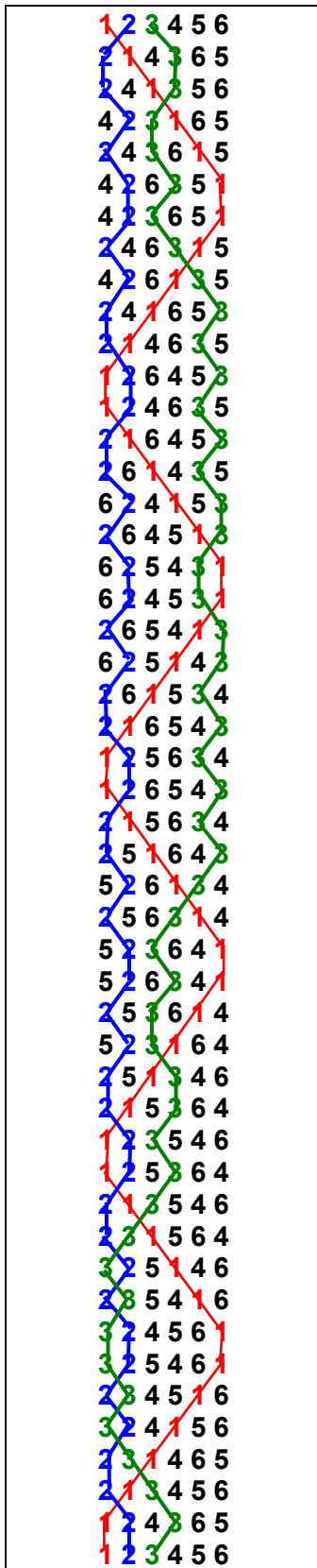
*Therefore it can be used to give the rest of the band more variety when one ringer is very inexperienced.*

*It makes an ideal exercise for teaching someone to lead rhythmically on six.*

*and*

*developing ropesight as they spot which bell is coming down to join them at the front.*

## Adrian Parry Slow Course Minor



**Useful if the band meets short.**

**The treble plain hunts.**

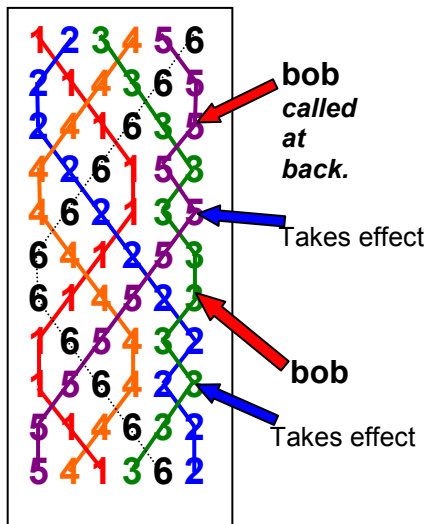
**The 3 / 4 / 5 / 6 ring Double Oxford  
except on the front where they dodge  
lead dodge.**

*It can be used to give the rest of the band  
more variety when one ringer is very  
inexperienced.*

**The work for the two is lead / dodge 1/2  
make seconds / dodge 1/2 lead etc.**

*This is an extremely good exercise for a  
developing ringer.*

## Original Minor



**Original is plain hunt with bobs**  
It is good for *developing ropesight* and *reinforces the necessity for the ringer to count his/her place.*  
***In Minor the bob is called at backstroke.***

The bob is made in fourths place as in Plain Bob.

The bells in 1/2/3 are unaffected.  
The bells in 5/6 dodge with each other.

The bobs can be called at any backstroke.

**The treble is affected**  
just like any other bell.

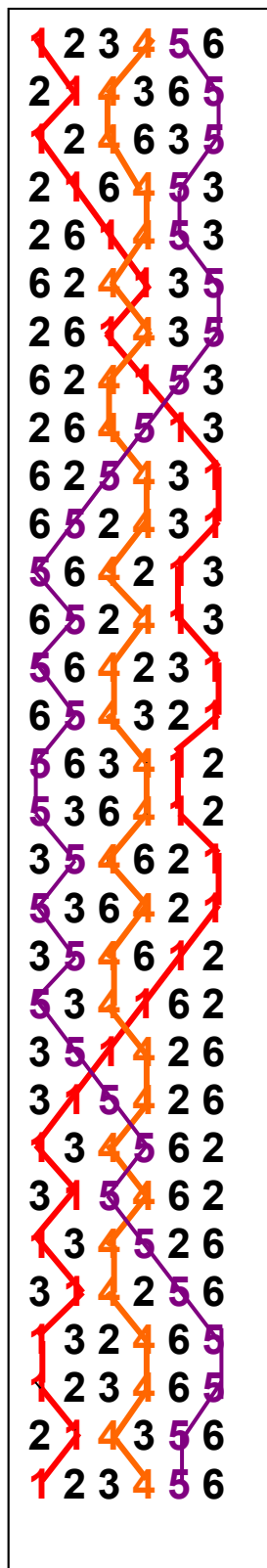
The calls can be made at consecutive backstrokes so that the ringer is still ringing one bob while the next is being called.

The ringers have to develop a high level of concentration to keep listening to the calls and count their place.

*For 60 the treble calls itself to dodge 5/6 up twice then 5/6 down twice. Repeated 3 times.*

*For 120 the treble calls itself to dodge 5/6 up three times then 5/6 down three times. Repeated 3 times.*

## Down Places Little Hybrid Minor



5

This is a teaching method which is false.

Its purpose is to practise Cambridge places down

The four rings Cambridge places down continuously.

The other bells all ring the same line.

2

Each bell dodges in 3/4 with the four on its way out to the back.

It then makes 6ths, 5ths, 6ths, 5ths, 6ths,

1

hunts straight down to the front with no down dodge where it

double dodges,  
leads,  
double dodges

3

and runs out again to start its 3/4 up dodge with the four.